

Hawk Talk

**Grade 7 & 8
band/jazz band
choir/vocal jazz
fiddle students
Wednesday December 3rd
7:00pm
ÉSOMS gym**

We are very excited to invite you to our first winter concert of the year. The Grade 7 and 8 band/jazz band, choir/vocal jazz and fiddle students will be performing this Wednesday December 3rd at 7:00pm in the ESOMS gym. Concert band students are asked to meet in the band room at 6:30, choir students are asked to meet in the choir room at 6:40 and Incredibows members should check in with Mrs. Warner by

6:45. A reminder that the attire for this performance is concert black (black tops, black pants/skirt below the knee and black shoes).

The Grade 6 band, choir and fiddle students are hard at work preparing for their first concert at ÉSOMS. This will be taking place in the New Year on January 28th in the school gym.

This spring the Grade 8 Band will be travelling to Minneapolis to take part in various musical performances and clinics. We will be traveling from May 12th to 15th. Grade 8 band students who are interested in coming please bring in your consent forms and first deposit by Monday, December 15, 2014.

Kirk Baldwin, Principal
800 Salter Street, Winnipeg, MB R2V 2E6
kirk.baldwin@7oaks.org

Leanna Loewen, Directrice adjointe
Phone: 204-586-0327 Fax: 204-589-0121
leanna.loewen@7oaks.org

www.7oaks.org

Dear Parents/Guardians,

A vision screening will be carried out for all grade 7 students. This screening is designed to uncover signs of any possible vision difficulty which may interfere with school progress. It is not intended to be a substitute for the vision examination performed by an Ophthalmologist or Optometrist. If you do not wish that your child participate in this no-cost vision screening, please contact the school.

Children who are currently wearing glasses will not be screened. Parents of children who wear glasses will receive a form to take or send to their Ophthalmologist or Optometrist to assist the school in the best programming for their child.

If you receive a notice from the school after the vision screening has been completed requesting that you refer your child for a professional eye examination, please follow-up by making an appointment with an eye doctor (Ophthalmologist/Optometrist) of your choice. Ask the eye doctor to complete the form sent to you by the school and then return this completed form to the school.

If you require any further information, please contact Mrs. Kiva or Mrs. Khan at the school.

Change in School Bus Cancellation Policy

Metro Winnipeg School Superintendents have made a change in the policy for cancellation of school bus service due to cold weather.

The new policy will use the temperature reading at The Forks instead of the Airport.

School bussing will be cancelled if the wind-chill reading is -45 or colder at 6:00 a.m. at The Forks according to Environment Canada.

Notice of school bus cancellations will be provided to media outlets and posted on school division websites as soon as the 6:00 a.m. reading is posted by Environment Canada.

Metro Winnipeg School Divisions are: Louis Riel, Pembina Trails, River East Transcona, St. James Assiniboia, Seven Oaks and Winnipeg. Catholic schools and the Gray Academy also follow the same policy.

The change was made as weather conditions at The Forks are closer to weather conditions in most residential areas where children are waiting for school buses. This should result in fewer cancellations.

Spirit Week October 2014

Un grand merci à la classe de Mme Laurie pour avoir planifié une semaine remplie d'activités très amusantes!

Activities for Spirit Week included: Daily Trivia, Dodgeball, Pull the Teachers on the Mat, and a School Dance. The students also



organized a fundraiser for Spare Change for Brains, which is an organization that supports a school in Uganda. Student groups contributed money to buy duct tape to see which team could keep their teacher on the wall for the longest. Thank you to Mr. Hall, Mr. Małaszchuk and Mr. Baldwin for their participation! Students in our school also contributed 100 pounds of food for Winnipeg Harvest during the week.



In the gym....

Physical Education Classes

Throughout the month of November students completed a basketball unit and a number of fitness theme classes.

Winter has finally arrived! As gym classes will continue to take place outdoors, please help remind your child to bring gym clothes that are suitable for the cold weather!

Special Olympics

We continue to prepare for The Special Olympics Manitoba "In the School" Basketball skills and games competition that will take place on Tuesday, December 9th at Edmund Partridge Community School, starting at 10am.

Extracurricular

Volleyball: Another successful volleyball season has come to an end. Great job to all of the participants! A special thank you to the following coaches for their commitment and dedication: Coach Friesen, Coach Desloges, Coach Serzu, Coach Sherri, Coach Farmer, Coach Malaschuk, Coach Cassils!

Basketball: Our 3 basketball evaluation clinics ran over the week of November 17th. After the 3 clinics, players were placed on a team best suited to their level. Evaluations were based on skill, game play, commitment and sportsmanship. Now that teams have been set, practices have started for each. Be sure to check the phys ed hallway calendar and the events calendar on the school web site for your practice times. Games will start after the Christmas break. However, the divisional teams will start their season on Wed Dec 17th. Gr. 6's will play their games on Mondays; Gr. 7's on Tuesdays; Divisional teams on Wednesdays and Gr. 8 school teams on Thursdays. The season will extend into the 3rd week of February for each "school team" whereas the divisional teams will play into the 2nd week of March. Players are required to have their own grey Hawks sports shirt. This can be purchased in the phys ed office for \$12.

Good luck, have fun, play hard and have a good season.

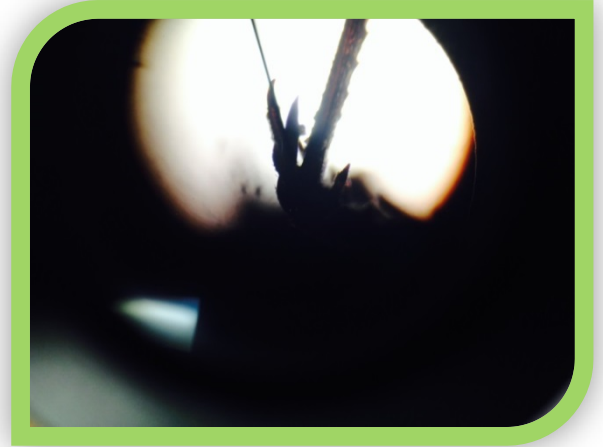


Life and Learning at ÉSOMS

la vie et l'apprentissage

Salle 33 – Mme Pancotto

Les élèves de Mme. Pancotto pendant qu'ils étudient les arthropodes pour les sciences de la nature.



Room 29 – Miss Koshelanyk

In writer's workshop we have been experimenting with using descriptive language or as we sometimes call it, chocolaty language. We are learning to show the reader an image and not just tell them about it. We studied a book called *All the Places to Love* by Patricia MacLachlan and then we modeled our own pieces after it. We are very proud of the work we have done and we hope you enjoy.

My Place to love

By Kaitlyn

When I step out of the car, I notice a wide canopy of leaves stretching across the treetops, with sun peeking through. It reminds me of the art shop and looking at all the different shades of green markers. I love the feeling of the soft breeze brushing against my face, the savory scent of pine needles and the sweet taste of fresh picked blueberries. When I go blueberry picking, I am at peace. That is my place to love.

My Place to love

By: Savannah

When goose bumps appear, I take my warm blanket and wrap it around me. I walk up the cold stairs as they nibble at my toes. When the frost appears on the icy windows, I know that winter has come. After a long day at school I plop on my couch and it feels all soft and squishy like cotton candy. "DINNER!" Mom calls. The gravy dripping off my roast beef and on to my plate tastes like heaven. It's so delicious. Before I know it it's time to go to sleep. In the kitchen I see my mom. She wraps her arms around me and says "I love you." The place to love is my home.

Place to love

By Quinten

As I step on to the court, the adrenaline races through me, knowing that all of the other coaches and my parents are watching me. As I do the tip-off for my team and I win, I rush down to my position and my teammate passes me the ball. I score and I am so happy. My teammates high-five me as I run down the other side of the court to play defense. "Wooooo!" The crowd cheers. The place I love is the basketball court.

Room 17 – Mrs. Walter



In room 17, we have been working on our monster sculptures for French class: "Les Monstres." We practiced using "les adjectifs" to describe their various features. We even had some parents read our sentences and try to pick out the one we made at our Parent-Teacher conferences. Some of the new (monster-related) vocabulary words we learned were: les cornes (horns), la queue (tail), la fourrure (fur), les taches (spots), and la verrure (wart).



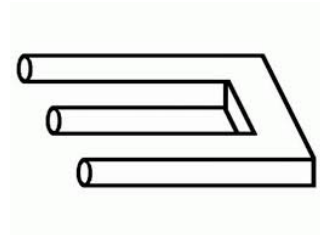
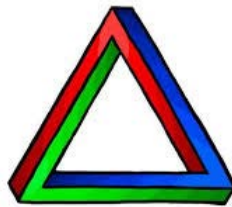
Room 19 – Mr. Nault

Op Art


During the month of November room 19 has been looking at type of art known as op art (optical art). Victor Vasarely and Josef Albers created the type of art known as Op Art.



The whole idea of Op Art is to trick your eyes into seeing something that's not there. One of the main things of Op Art that we have been looking at is "vanishing points" (like on top of the page) and there are some that are impossible figures.



The 1st one that looks like a triangle is the impossible triangle because if you look at it, it bends in an impossible way. The 2nd one is the devils fork. The devils fork is impossible because it looks like it has only 2 pegs but you see 3. These are examples of impossible figures.



This figure was made by Victor Vasarely. He made lots of art like this. If you look closely you see that it has two parts to it but one of the parts of it will look like if it is moving in and out.

© By: Owen and Santiago

Room 25 – Mrs. McDonald/Ms Hunter

Forest In a Jar

Once upon a time Mrs. McDonald's/Ms. Hunter's class was doing a project on succession. We studied the life of plants by first putting dirt and water in a jar. It was really swampy and didn't smell that great. Then we planted a water plant which died and rotted. It was


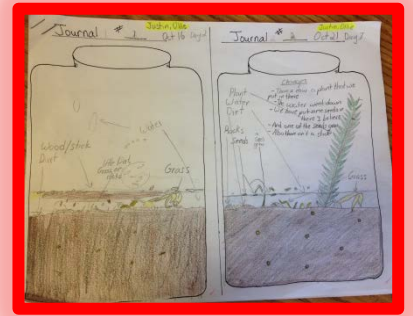
fun to put the bird seed in, to see whose plants would grow the most. We weren't supposed to eat

the seeds even though some students wanted to. Then we started planting seeds in the jar which began to grow, which took over the water plant's habitat. We were able to see the roots in the jar. We made journals of our forests which explained the changes in the growing process and

the abiotic and biotic changes. The water plant molded and died until a new habitat took over. Each time the plants grew a little bit we got to record it in our journals. We learned that succession is a new habitat taking over an old habitat.

Succession is when pioneer species grow into a climax community. We learned how plants grow and what succession is.

Some people's jars grew more than others because some had either too much water or too little water. Some jars grew a lot of plants and some had none. One jar had less sunlight and had too much water so it had no plants. One jar had a bunch of seeds and it was watered a lot but later it didn't get any water so all of the plants died. Some of the biotic things in the jar were plants, mold and insects and some of the abiotic things were dirt, rocks, and the seeds before they grew. Other classes should do this project because it was fun!!! 😊



City of Winnipeg Leisure Guide



The City of Winnipeg is proud to provide a wide variety of recreation and leisure opportunities that contribute to the overall well-being of our community. The Leisure Guide is published three times per year and is filled with fun and exciting programs for everyone.

For more information on leisure, sport and fitness programs, please pick up a copy of the Leisure Guide, call 311 or visit Winnipeg.ca. Guides are available for pick up at civic indoor pools, libraries and leisure centres, and at a number of retail locations including Safeway, 7-Eleven and Mac's.

Watch for the Winter 2015 Leisure Guide at the beginning of December! Registration for swimming lessons only will begin on December 16 at 8:00 a.m. Registration for all other programs will begin on December 17 at 8:00 a.m. Registration will be ongoing after these start dates.

City of Winnipeg Priceless Fun

Winnipeggers now have easy access to information about free recreation, leisure and library programs with the free programming guide, Priceless Fun.

The winter edition of Priceless Fun, available at the end of December, provides information about the free programs for children and youth being offered by the City of Winnipeg throughout the city, all in one convenient guide.

Hard copies of Priceless Fun are available for pick up at all civic indoor pools, libraries and leisure centres. You can view the current edition of Priceless Fun online at: Winnipeg.ca/cms/recreation/leisureguide.stm. Information about programs is also available by calling 311.



Slide into **Winter Camp** at **Oak Hammock Marsh Interpretive Centre** December 29, 30 and January 2!

Come and join us for a frosty good time at one or all of our Winter Day Camps. Activities may include snowshoeing, bannock baking, cool crafts, winter games and more. Camp runs daily from 9 a.m. to 4 p.m. and costs 24\$ for members & 30\$ for non-members. Camp is for children ages 6 to 9. For more information or to register a camper please visit: <http://www.oakhammockmarsh.ca> or call (204) 467-3300.

"Windrow Wonderland" Winter festival

West Kildonan Community Centre
Sunday, December 14, 2 to 4 PM
all ages

Enjoy a free skate, outdoor winter games and
(of course!) hot chocolate.

2014 - 2015 Important Dates

December 2	PAC – 6:30 pm
December 3	Gr. 7 & 8 Band, Vocal Jazz & Incredibows Concert
December 10	First day for term 2 of TAS morning options
December 19	Last day of classes before winter break
January 5	Classes resume – Day 6
January 28	Gr. 6 Band, Choir & Fiddling Concert
February 2	School PD – No Classes
February 3	PAC – 6:30 pm
February 16	Louis Riel Day – No Classes
February 25	Choral Coffee House
March 2	ÉSOMS Winter Activity Day
March 3	PAC – 6:30 pm
March 9	Student Reports go home
March 10	Parent/Teacher/Student Conferencing – Evening
March 12	Parent/Teacher/Student Conferencing - Evening
March 13	Parent/Teacher/Student Conferencing – No Classes
March 19-21	Brandon Jazz festival
March 19	First day for term 3 of TAS morning options.
March 27	Last day of classes before Spring Break
April 6	Classes resume after Spring Break – Day 5
April 7	PAC – 6:30 pm
April 8	ÉSOMS Open House – 7:00 pm
April 21-23	ÉSOMS Musical Production – 7:00 p.m.
April 24	School PD – No Classes
May 5	PAC – 6:30 pm
May 11	School PD – No Classes
May 18	Victoria Day – No Classes
May TBA	Sustainability in Action and Community Feast 5:00 pm
May 27-29	Arts in the Park
June 2	PAC – 6:30 pm
June 4	Grade 6, 7 and 8 Band Concert
June 10	Grade 6, 7, and 8 Choir and Fiddle Concert
June 25	Grade 8 Farewell Evening 6:00 – 11:00 – Sunova Centre
June 26	Administration Day – No Classes
June 30	Last Day of Classes



Happy Holidays

December 2014

Sun	Mon	Tue	Wed	Thur	Fri	Sat
	1 <i>Day 3</i>	2 <i>Day 4</i>	3 <i>Day 5</i>	4 <i>Day 6</i>	5 <i>Day 1</i>	6
		<i>P.A.C. 6:30 pm</i>	<i>Gr 7 & 8 Band, Vocal Jazz & Incredibows Concert 7:00 pm</i>			
7	8 <i>Day 2</i>	9 <i>Day 3</i>	10 <i>Day 4</i>	11 <i>Day 5</i>	12 <i>Day 6</i>	13
			<i>Term 2 TAS begins</i>			
14	15 <i>Day 1</i>	16 <i>Day 2</i>	17 <i>Day 3</i>	18 <i>Day 4</i>	19 <i>Day 5</i>	20
					<i>Last day of Classes</i>	
21	22 <i>First Day of Winter Break</i>	23	24	25 <i>Christmas Day</i>	26 <i>Boxing Day</i>	27
28	29	30	31	<i>Classes begin Monday, January 5, 2015 Day 6</i>		